












		ARUSHA MODERN																																																																																				
REGION: ARUSHA		SCHOOL AVERAGE	195.5	BAND																																																																																		
DISTRICT: ARUSHA MJINI				CATEGORY		4																																																																																
SUBJECT PERFORMANCE ANALYSIS																																																																																						
<table border="1" style="width: 100%; border-collapse: collapse;"> <thead> <tr> <th style="width: 30%;">SUBJECT NAME</th> <th style="width: 10%;">AVG</th> <th style="width: 10%;">%</th> <th style="width: 10%;">RNK</th> </tr> </thead> <tbody> <tr><td>KISWAHILI</td><td>42.8</td><td>86%</td><td>1</td></tr> <tr><td>ENGLISH</td><td>40.3</td><td>81%</td><td>2</td></tr> <tr><td>MATHEMATICS</td><td>31.2</td><td>62%</td><td>3</td></tr> <tr><td>SOCIAL STUDIES</td><td>29.5</td><td>59%</td><td>4</td></tr> <tr><td>CIVIC & MORAL</td><td>26.5</td><td>53%</td><td>5</td></tr> <tr><td>SCIENCE</td><td>25.2</td><td>50%</td><td>6</td></tr> <tr> <th>BOYS/GIRLS PASS RATE</th> <th>STD</th> <th>AVG</th> <th>%</th> </tr> <tr><td>BOYS</td><td>3</td><td>0.23</td><td>23%</td></tr> <tr><td>GIRLS</td><td>9</td><td>0.77</td><td>77%</td></tr> </tbody> </table>						SUBJECT NAME	AVG	%	RNK	KISWAHILI	42.8	86%	1	ENGLISH	40.3	81%	2	MATHEMATICS	31.2	62%	3	SOCIAL STUDIES	29.5	59%	4	CIVIC & MORAL	26.5	53%	5	SCIENCE	25.2	50%	6	BOYS/GIRLS PASS RATE	STD	AVG	%	BOYS	3	0.23	23%	GIRLS	9	0.77	77%																																									
SUBJECT NAME	AVG	%	RNK																																																																																			
KISWAHILI	42.8	86%	1																																																																																			
ENGLISH	40.3	81%	2																																																																																			
MATHEMATICS	31.2	62%	3																																																																																			
SOCIAL STUDIES	29.5	59%	4																																																																																			
CIVIC & MORAL	26.5	53%	5																																																																																			
SCIENCE	25.2	50%	6																																																																																			
BOYS/GIRLS PASS RATE	STD	AVG	%																																																																																			
BOYS	3	0.23	23%																																																																																			
GIRLS	9	0.77	77%																																																																																			
<div style="display: flex; justify-content: space-around; align-items: center;"> <div style="text-align: center;"> <p style="writing-mode: vertical-rl; transform: rotate(180deg);">KISWAHILI</p>  </div> <div style="text-align: center;"> <p style="writing-mode: vertical-rl; transform: rotate(180deg);">ENGLISH</p>  </div> <div style="text-align: center;"> <p style="writing-mode: vertical-rl; transform: rotate(180deg);">SCIENCE</p>  </div> </div> <div style="display: flex; justify-content: space-around; align-items: center; margin-top: 20px;"> <div style="text-align: center;"> <p style="writing-mode: vertical-rl; transform: rotate(180deg);">MATHEMATICS</p>  </div> <div style="text-align: center;"> <p style="writing-mode: vertical-rl; transform: rotate(180deg);">SOCIAL STUDIES</p>  </div> <div style="text-align: center;"> <p style="writing-mode: vertical-rl; transform: rotate(180deg);">CIVIC & MORAL</p>  </div> </div>																																																																																						
<table border="1" style="width: 100%; border-collapse: collapse;"> <thead> <tr> <th colspan="6" style="text-align: center;">GRADE ANALYSIS SUMMARY</th> </tr> <tr> <th style="width: 30%;">SUBJECT NAME/GRADE</th> <th style="width: 10%;">A</th> <th style="width: 10%;">B</th> <th style="width: 10%;">C</th> <th style="width: 10%;">D</th> <th style="width: 10%;">E</th> </tr> </thead> <tbody> <tr><td>MATHEMATICS</td><td>3</td><td>5</td><td>2</td><td>1</td><td>1</td></tr> <tr><td>KISWAHILI</td><td>9</td><td>3</td><td>0</td><td>0</td><td>0</td></tr> <tr><td>ENGLISH</td><td>7</td><td>3</td><td>2</td><td>0</td><td>0</td></tr> <tr><td>SCIENCE</td><td>0</td><td>3</td><td>5</td><td>0</td><td>1</td></tr> <tr><td>SOCIAL STUDIES</td><td>1</td><td>3</td><td>7</td><td>1</td><td>0</td></tr> <tr><td>CIVIC AND MORAL</td><td>0</td><td>3</td><td>6</td><td>0</td><td>2</td></tr> <tr> <th>OVERALL GRADE ANALYSIS</th> <th>NO.</th> <th>SEATED</th> <th colspan="3">% </th> </tr> <tr> <td>A</td> <td>1</td> <td rowspan="3">11</td> <td colspan="3">9%</td> </tr> <tr> <td>B</td> <td>8</td> <td colspan="3">73%</td> </tr> <tr> <td>C</td> <td>2</td> <td colspan="3">18%</td> </tr> <tr> <td>D</td> <td>1</td> <td rowspan="2">1</td> <td colspan="3">9%</td> </tr> <tr> <td>E</td> <td>0</td> <td colspan="3">0%</td> </tr> </tbody> </table>						GRADE ANALYSIS SUMMARY						SUBJECT NAME/GRADE	A	B	C	D	E	MATHEMATICS	3	5	2	1	1	KISWAHILI	9	3	0	0	0	ENGLISH	7	3	2	0	0	SCIENCE	0	3	5	0	1	SOCIAL STUDIES	1	3	7	1	0	CIVIC AND MORAL	0	3	6	0	2	OVERALL GRADE ANALYSIS	NO.	SEATED	%			A	1	11	9%			B	8	73%			C	2	18%			D	1	1	9%			E	0	0%		
GRADE ANALYSIS SUMMARY																																																																																						
SUBJECT NAME/GRADE	A	B	C	D	E																																																																																	
MATHEMATICS	3	5	2	1	1																																																																																	
KISWAHILI	9	3	0	0	0																																																																																	
ENGLISH	7	3	2	0	0																																																																																	
SCIENCE	0	3	5	0	1																																																																																	
SOCIAL STUDIES	1	3	7	1	0																																																																																	
CIVIC AND MORAL	0	3	6	0	2																																																																																	
OVERALL GRADE ANALYSIS	NO.	SEATED	%																																																																																			
A	1	11	9%																																																																																			
B	8		73%																																																																																			
C	2		18%																																																																																			
D	1	1	9%																																																																																			
E	0		0%																																																																																			
<table border="1" style="width: 100%; border-collapse: collapse;"> <thead> <tr> <th colspan="2" style="text-align: center;">BOY'S VS GIRLS' PASSRATE (%)</th> </tr> </thead> <tbody> <tr> <td style="text-align: center;"> <p style="writing-mode: vertical-rl; transform: rotate(180deg);">BOYS</p>  <p style="font-size: 2em; font-weight: bold;">23%</p> </td> <td style="text-align: center;"> <p style="writing-mode: vertical-rl; transform: rotate(180deg);">GIRLS</p>  <p style="font-size: 2em; font-weight: bold;">77%</p> </td> </tr> </tbody> </table>						BOY'S VS GIRLS' PASSRATE (%)		<p style="writing-mode: vertical-rl; transform: rotate(180deg);">BOYS</p>  <p style="font-size: 2em; font-weight: bold;">23%</p>	<p style="writing-mode: vertical-rl; transform: rotate(180deg);">GIRLS</p>  <p style="font-size: 2em; font-weight: bold;">77%</p>																																																																													
BOY'S VS GIRLS' PASSRATE (%)																																																																																						
<p style="writing-mode: vertical-rl; transform: rotate(180deg);">BOYS</p>  <p style="font-size: 2em; font-weight: bold;">23%</p>	<p style="writing-mode: vertical-rl; transform: rotate(180deg);">GIRLS</p>  <p style="font-size: 2em; font-weight: bold;">77%</p>																																																																																					
<table border="1" style="width: 100%; border-collapse: collapse;"> <thead> <tr> <th colspan="3" style="text-align: center;">OVERALL PERFORMANCE ANALYSIS</th> </tr> </thead> <tbody> <tr> <td>REGISTERED</td> <td style="text-align: center;">12</td> <td style="text-align: center;">100%</td> </tr> <tr> <td>SEATED</td> <td style="text-align: center;">12</td> <td style="text-align: center;">100%</td> </tr> <tr> <td>ABSENTEES</td> <td style="text-align: center;">0</td> <td style="text-align: center;">0%</td> </tr> <tr> <td>PASSED</td> <td style="text-align: center;">11</td> <td style="text-align: center;">92%</td> </tr> <tr> <td>FAILED</td> <td style="text-align: center;">1</td> <td style="text-align: center;">8%</td> </tr> <tr> <td>SCHOOL POSITION</td> <td colspan="2" style="text-align: center;">60</td> </tr> <tr> <td>TOTAL SCHOOLS</td> <td colspan="2" style="text-align: center;">90</td> </tr> </tbody> </table>						OVERALL PERFORMANCE ANALYSIS			REGISTERED	12	100%	SEATED	12	100%	ABSENTEES	0	0%	PASSED	11	92%	FAILED	1	8%	SCHOOL POSITION	60		TOTAL SCHOOLS	90																																																										
OVERALL PERFORMANCE ANALYSIS																																																																																						
REGISTERED	12	100%																																																																																				
SEATED	12	100%																																																																																				
ABSENTEES	0	0%																																																																																				
PASSED	11	92%																																																																																				
FAILED	1	8%																																																																																				
SCHOOL POSITION	60																																																																																					
TOTAL SCHOOLS	90																																																																																					

INDEX	NAME	SEX	MATHEMATICS		KISWAHILI		ENGLISH		SCIENCE		SOCIAL STUDIES		CIVIC & MORAL		TOTAL	AVERAGE	OVR GRADE	SCH POSITION	OVERALL POSITION
1	FAHEEM RAHIM	M	44	A	46	A	48	A	38	B	42	A	34	B	252	42	A	1	1586.5
2	HIBAT SASON	F	42	A	46	A	46	A	38	B	38	B	30	C	240	40	B	2	2236.5
3	ELSIE SALEKWA	F	36	B	48	A	50	A	24	C	24	C	40	B	222	37	B	3	3182
4	NAOMI AMOS	F	42	A	48	A	34	B	34	B	30	C	30	C	218	36	B	4	3376
5	SERENA WILLIAM	F	34	B	44	A	48	A	28	C	24	C	34	B	212	35	B	5	3677.5
6	AMAL MAHAMUD	F	32	B	48	A	46	A	28	C	32	B	24	C	210	35	B	6	3778.5
7	FLORAH JEREMIAH	F	40	B	42	A	38	B	24	C	32	B	28	C	204	34	B	8	4083.5
8	KELLYN KOMBO	F	34	B	42	A	44	A	20	D	30	C	34	B	204	34	B	8	4083.5
9	ABIGAEL BARNABAS	F	22	C	46	A	44	A	26	C	26	C	26	C	190	32	B	9	4754.5
10	MIHALLY ANTHONY	M	28	C	34	B	32	B	16	D	30	C	22	C	162	27	C	10	5694
11	KELVIN LUKUMAY	M	6	E	38	B	30	C	16	D	28	C	8	E	126	21	C	11	6381.5
12	JANELLE JOYFREY	F	14	D	32	B	24	C	10	E	18	D	8	E	106	18	D	12	6587.5